



**PTC Product Focus:** A) [Pro/ENGINEER Mechanism Dynamics](#)  
B) [Windchill ProjectLink – Powerful Project Plans](#)

**Tips of the Week:** A) [Modeling Inverse Dynamics](#)  
B) [Use HTML Tags for Emphasis And Readability](#)

**Announcements:** [Most Recent Announcements](#)

**Upcoming Events & Training Schedule:** [Events & Training Schedule](#)

## PTC Product Focus

### Pro/ENGINEER Mechanism Dynamics

[Click Here To View](#)

[Back To Top](#)

## PTC Product Focus

### Windchill ProjectLink – Powerful Project Plans

The previous Newsletter introduced Windchill ProjectLink. This section of Product Focus will highlight the abilities of ProjectLink's planning functionality. Think of the plan or project schedule as the engine of the project. A project manager can create a schedule within ProjectLink or import one from Microsoft Project. Furthermore, the project owner can link deliverables to each plan item, which are in turn "owned" by a team member. Any member can view the plan and subscribe to a plan item, which will result in timely email notifications based on specified events.

**Getting started** – Selecting the plan tab on the ProjectLink home page gives all team members visibility to the plan items and the project timeline. Managers will appreciate the summary information, which will empower them to take the appropriate actions to keep the project on schedule.

Windchill ProjectLink

Home Project Organization

Files Team Resources Details Plan Deliverables Tasks Forum Meetings BOM Reports Change Log

XF8000 Digital Phone Project - Project Actions - Switch Projects - Status: State: Runn

Exciting market opportunity exists for a new web-enabled phone. This PTC ProjectLink space contains the necessary files and designs to create the new XF8000 cdma phone.

Global Phones

Initiation date: Jun 17, 2002 Estimated end date: Nov 1, 2002 Phase: Kickoff Done: 0%

Timeline

Project	Specification	Design Approved	Approve Process Plan	Project Completion
Jun 6, 2002	Jun 10, 2002	Jul 22, 2002	Nov 1, 2002	Nov 1, 2002
100%	20%	40%	0%	0%

Today, Oct 30, 2002

Project Plan

Current view: Plan Hierarchy

ID	Plan	Actions	Status	Done	Start	Duration	Finish	Predecessor	Owner
1	Develop XF8000 Phone	- Pick an Action -	0%	0%	Jun 6, 2002	106	Nov 1, 2002		Steve Wall
2	Project Kickoff	- Pick an Action -	100%	100%	Jun 6, 2002	0	Jun 6, 2002		Steve Wall
3	Develop Specifications	- Pick an Action -	0%	0%	Jun 6, 2002	0	Jun 6, 2002		Steve Wall
4	Review Specifications	- Pick an Action -	0%	0%	Jun 6, 2002	2	Jun 10, 2002	3	Steve Wall
5	Specification Approved	- Pick an Action -	20%	20%	Jun 10, 2002	0	Jun 10, 2002	4	Steve Wall
6	Develop Design	- Pick an Action -	0%	0%	Jun 6, 2002	30	Jul 18, 2002		Steve Wall
7	Design Review	- Pick an Action -	0%	0%	Jul 18, 2002	2	Jul 22, 2002	6	Steve Wall
8	Design Approved	- Pick an Action -	40%	40%	Jul 22, 2002	0	Jul 22, 2002	7	Steve Wall
9	Develop Manufacturing Plan	- Pick an Action -	0%	0%	Oct 30, 2002	0	Oct 30, 2002	8	Steve Wall
10	Review Manufacturing Plan	- Pick an Action -	?	0%	Oct 30, 2002	2	Nov 1, 2002	9	Steve Wall
11	Approve Process Plan	- Pick an Action -	?	0%	Nov 1, 2002	0	Nov 1, 2002	10	Steve Wall
12	Project Completion	- Pick an Action -	?	0%	Nov 1, 2002	0	Nov 1, 2002	11	Steve Wall

**A Deeper Look at the Plan Page** – If you are a project manager, you can create, update or delete plan items such as activities, summaries, sub-projects or milestones. All members of the team can see the plan's important information such as plan item details, status and percent complete. Hierarchical items can be arranged to represent a classic work breakdown structure.

The timeline allows all team members to view key summary activities and milestones in a horizontal timeline proportioned for the relative time duration between milestones. At any time, plan items may be added or deleted from the timeline as needed to support different phases of the overall plan.

Timeline

Project	Specification	Design Approved	Approve Process Plan	Project Completion
Jun 6, 2002	Jun 10, 2002	Jul 22, 2002	Nov 1, 2002	Nov 1, 2002
100%	20%	40%	0%	0%

Today, Oct 30, 2002

There is a Dynamic views selection where users can change the display of the plan to show the plan hierarchy, overdue items, at risk items, or other views to support the unique perspectives of the team. The views are saved per person, per project, so all members have the ability to save and maintain their unique view.

ID	Plan	Actions	Status	Done	Start	Duration	Finish	Predecessor	Owner
1	Develop XF8000 Phone	- Pick an Action -		0%	Jun 6, 2002	106	Nov 1, 2002		Steve Wall
2	Project Kickoff	- Pick an Action -		100%	Jun 6, 2002	0	Jun 6, 2002		Steve Wall
3	Develop Specifications	- Pick an Action -		0%	Jun 6, 2002	0	Jun 6, 2002		Steve Wall
4	Review Specifications	- Pick an Action -		0%	Jun 6, 2002	2	Jun 10, 2002	3	Steve Wall

Deliverables can be associated to milestones or activities. Those deliverables can have target objects associated with them and ownership of the deliverable is assigned to a team member. The status of the deliverable will be updated by the owner, which in turn rolls up to the percentage complete of the entire project. To keep the project on track, members can subscribe to a plan item. For example, a designer might have to generate some cad models that are associated to a deliverable, which in turn is associated to an activity in the project plan. If he can't start his task until the previous task is done, he might subscribe to the predecessor task and choose to receive an email notification indicating that the previous task is finished.

**Subscribe** ?

Select which notifications you wish to receive for **Develop Manufacturing Plan**

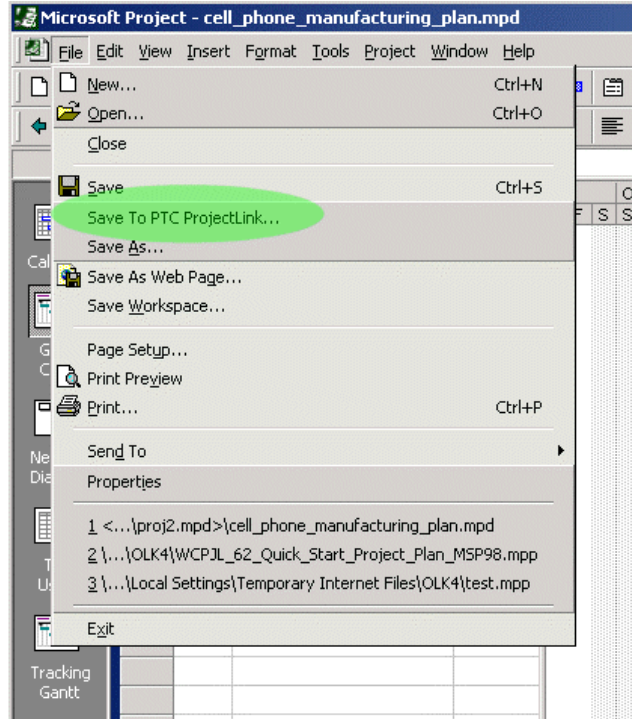
<input type="checkbox"/> Status change	<input type="checkbox"/> Percent complete change
<input type="checkbox"/> Planned finish date change	<input type="checkbox"/> State change
<input checked="" type="checkbox"/> Missed deadline	<input type="checkbox"/> Deadline date change
<input type="checkbox"/> Approaching deadline	<input type="checkbox"/> Past deadline
<input type="checkbox"/> Object deletion	<input type="checkbox"/> Owner change

\* Required fields

Is your project too big? No problem, break it down into a master project which contains subprojects, where the subproject details rollup into the master project to give managers a total view of all the child projects.

**Microsoft Project Integration** – The Microsoft Project Plugin is available through the software link in the upper right hand corner of the ProjectLink pages. This plugin enhances your version of MS Project, so .mpp files can be saved as ProjectLink project plans. A project plan

can also be created in ProjectLink and then edited with Microsoft Project. The import and export functionality allow you to edit plans in either tool.



**Putting it all together** – With a ProjectLink plan, members of the team are truly connected and empowered with all the resources to finish their assigned tasks. Project managers can instantly status a project and keep it rolling along. Everyone knows what to do and when to do it. ProjectLink’s powerful project planning features coupled with the other collaborative capabilities will truly make a project team hit the bullseye!

[Back To Top](#)

## Tips of the Week

### Modeling Inverse Dynamics

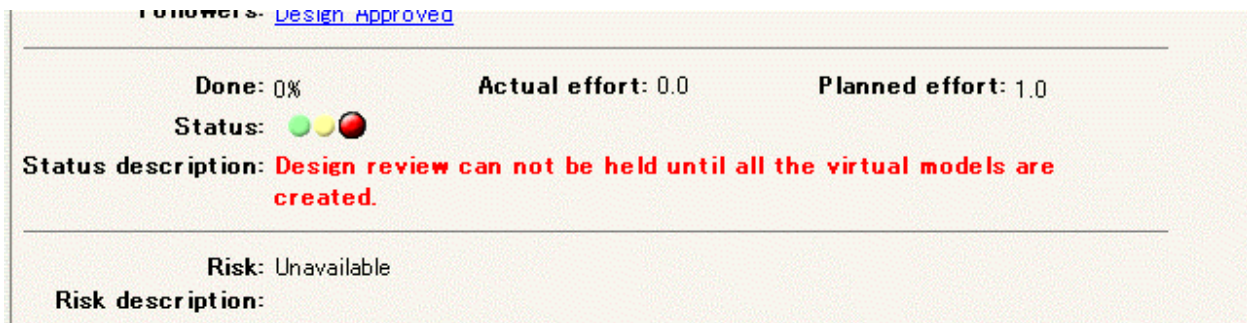
[Click Here To View](#)

[Back To Top](#)

## Tips of the Week

### Use HTML Tags For Emphasis And Readability

Say you are a project manager and within a ProjectLink plan you see an activity has a status that indicates there is a problem. Selecting the details of that item show:



The screenshot displays the details of an activity in ProjectLink. At the top, it shows 'Followers: [Design Approved](#)'. Below this, there are three metrics: 'Done: 0%', 'Actual effort: 0.0', and 'Planned effort: 1.0'. The 'Status' is represented by three colored circles (green, yellow, red) and is followed by a 'Status description' in red text: 'Design review can not be held until all the virtual models are created.' At the bottom, it shows 'Risk: Unavailable' and a 'Risk description' field.

The owner of this activity simply used the HTML tag `<FONT COLOR=RED>`, to emphasize the status and make it easier for interested parties to read. Whenever ProjectLink presents a description field during creation or update of content, you can use this simple tag to incorporate text color.

[Back To Top](#)

## Announcements

### Customer PTC E-Newsletter Survey

For the past 2 years I've been sending you our Customer PTC E-Newsletter such as this one.

In an attempt to deliver the highest quality and create the most value we would like to use this survey to further our "Learning" Relationship with you, our Customers. Even if you are a first time recipient of the newsletter, please feel free to share your comments on this one you're reading.

It will not take longer than a few minutes to fill out this quick survey as your input is invaluable and we greatly appreciate your input. Please click on the following link to begin:

[To Enter Survey, Please Click](#)

Please note it may be impossible to "Customize" the newsletter to meet every individual request however we will attempt to integrate as many ideas as possible.


Thank-you very much for your time and feedback as we try to improve this value-added service.

### PTC Sponsored Events

Click below to see PTC sponsored events:

<http://www.ptc.com/company/news/events/index.htm>

Click on the poster to gain access to the Product First Virtual Event resource center!! See the software and pick up a screen-saver or two.



### **E-PROFILES IS HERE!!**

We have been eagerly anticipating the debut of the new electronic version of Profiles Magazine and now it is here! This new web site will supplement the print edition of the magazine and will provide new useful features not feasible with paper media. e-Profiles will provide you with 24x7, worldwide access to key information previously available exclusively in the print version.



"Tips & Tricks," a popular feature pioneered by Pro/USER, has also moved to the web and will be expanded as the site matures. Future plans include several foreign-language editions of Profiles for our many international readers. Currently, Profiles is printed in English and Japanese.

Please take a few minutes to check out this new web site. We don't think you will be disappointed.

<http://profilesmagazine.com/>

---

[Back To Top](#)

## Upcoming Events & Training Class Schedules

Upcoming, 2003                      Your local Pro/Engineer User Groups  
<http://www.prouser.org/rugs/>

Upcoming, 2003                      Pro/USER International Conference  
<http://www.prouser.org/>

Please visit the [PTC Education Services](#) website for the latest training information including course descriptions, schedules, locations, and pricing.

- Attend a course at any PTC Center and receive a **free** copy of Pro/E 2001 Student Edition!

<http://www.ptc.com/services/edserv/index.htm>

PTC

Note: This PTC E-Newsletter will continue to be used for the following:

- 1) Inform you on events related to PTC products (user groups, conferences, training schedules, etc.)
- 2) Educate you on products that are available at PTC
- 3) Tips & Techniques using PTC Products

Note: These messages are compiled in the local PTC office and will be distributed via e-mail.

[Back To Top](#)