



PTC Product Focus: A) [Pro/ENGINEER Wildfire 4.0 ECAD Collaboration Extension](#)

B) [ProductView ECAD Compare and Validate 9.0](#)

Tips of the Month: A) [Comparing Gerber Data with ProductView ECAD Compare 9.0](#)

B) [Using InterComm Expert to visualize 3D PCB Assemblies in 2D](#)

Announcements: [Most Recent Announcements](#)

Upcoming Events & Training Schedule: [Events & Training Schedule](#)

PTC Product Focus

Pro/ENGINEER Wildfire 4.0 ECAD Collaboration Extension

[Click Here To View](#)

[Back To Top](#)

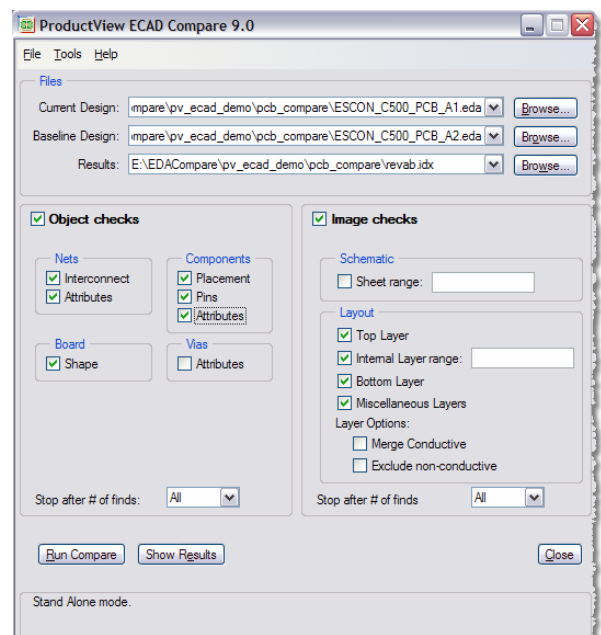
PTC Product Focus

ProductView ECAD Compare and Validate 9.0

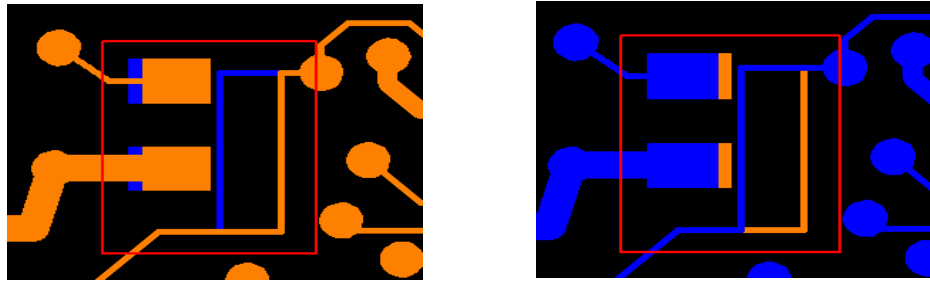
ProductView ECAD Compare 9.0

During the development of electromechanical products, designs change (after layout, during manufacturing optimization, and as a result of engineering change orders, among other reasons). Electrical engineers, mechanical engineers, and domain experts have always had to manually identify these changes—until now.

ProductView ECAD Compare (formerly InterComm EDACompare) greatly simplifies and accelerates the identification of changes between any two versions of the PCB layout, PCB schematic, or manufacturing artwork (Gerber). ProductView ECAD Compare uses both attribute- and image-based comparison

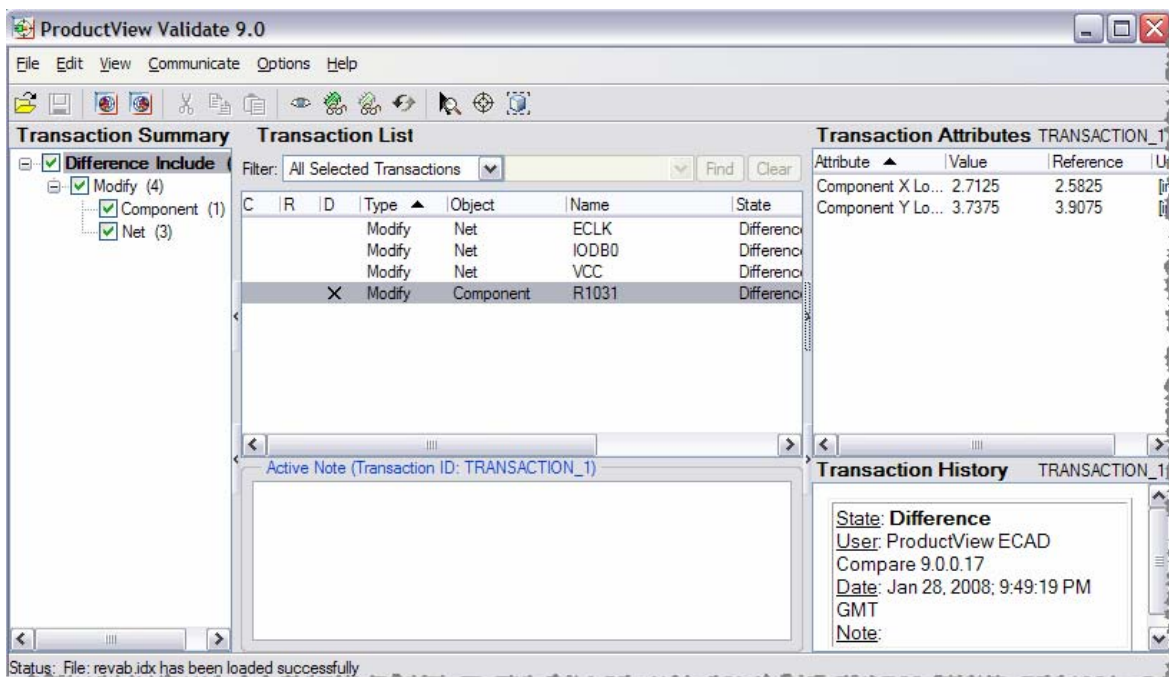


analysis, letting you decide whether a change impacts the design intent and may warrant a more in-depth review.



ProductView Validate 9.0

ProductView Validate (formerly Validation Manager) lets you interactively review the results of a ProductView ECAD Compare comparison. The results of a comparison are saved in an IDX file (compatible with ProductView Validate 9.0). This IDX format is based on the ProSTEP EDMD open schema for incremental exchange of PCB design changes between MCAD and ECAD tools.



A detailed review can be accomplished using various commands in Validate to highlight issues in an external tool (such as Pro/ENGINEER, InterComm Expert, or third-party applications). ProductView Validate is an interactive client application for managing incremental design changes between PCB designs across the ECAD and MCAD domains.

This includes:

- MCAD design issues within Pro/ENGINEER PCB assemblies,
- ECAD design issues within the native ECAD PCB design tools, and

- ECAD-MCAD design issues shared between PCB designs in Pro/ENGINEER and the native ECAD PCB tools

ProductView Validate manages data in the context of two specific processes:

1. **Design Compare**—This process is driven by the ProductView ECAD Compare application, which identifies changes between two existing PCB designs revisions. These revisions may be exclusively within the Pro/ENGINEER PCB assemblies, exclusively within the native ECAD PCB tools, or shared between both. The resulting data is an IDX file that contains design differences (transactions).
2. **ECAD-MCAD Collaboration**—Driven by a combination of Pro/ENGINEER, ProductView ECAD, and the native ECAD PCB design applications, this process manages incremental changes between the ECAD and MCAD domains as incremental proposals that need to be evaluated by the other domain. The resulting data is an IDX file that contains design change proposals (transactions).

[Back To Top](#)

Tips of the Month

Comparing Gerber Data with ProductView ECAD Compare 9.0

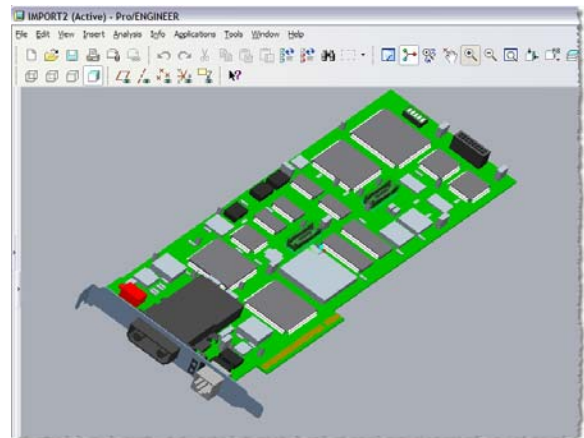
[Click Here To View](#)

[Back To Top](#)

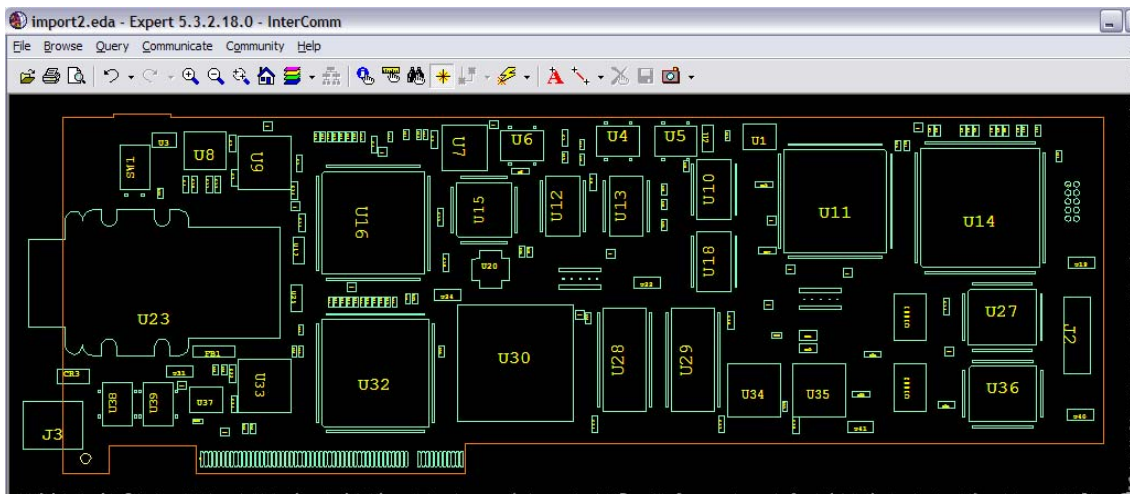
Tips of the Month

Using InterComm Expert to visualize 3D PCB Assemblies in 2D

Pro/ENGINEER Wildfire 4.0 now allows you to generate InterComm Expert eda files (**File > Save a Copy**). Why is this so great? It allows you to visualize your 3D mechanical assembly in 2D, which is easier to understand for the PCB Designer. This also enables comparisons between PCB designs and mechanical designs using ProductView ECAD Compare 9.0.



3D PCB Assembly



2D MCAD Visualization in InterComm Expert

[Back To Top](#)

Announcements

Educational Resource Library

Learn things you always wanted to do - but didn't know you could.

This one stop educational resource library will help you learn more about PTC Solutions and provide you with technical materials developed by the product experts to help you become more productive.

Get tutorials, how-to videos and expert advice for:

- Pro/ENGINEER
 - Conceptual and Industrial Design
 - Detailed Design
 - Simulation/Analysis
 - Production
 - Design Collaboration
- Windchill PDMLink
- Windchill ProjectLink
- Pro/INTRALINK
- PTC Online Tools

Check out the [Educational Resource Library](#) today.

PTC Tips & Techniques Newsletter Archives

Miss an issue! Can't find that awesome technique you read about? Fear not, you can click on the link below and go through our Customer PTC E-Newsletter archives.

[Click Here To Access](#)

It's better than finding the Ark of the Covenant!

PTC Tips & Techniques Webcasts: Work Smarter. Not Harder.

Click below to see regularly scheduled Tips & Techniques technical Webcasts that are designed to provide you with the most popular time-saving tricks that Pro/ENGINEER users of all skill levels will find useful. Get more out of your maintenance dollars!

[Tips & Techniques: Work Smarter Not Harder!](#)

E-PROFILES IS HERE!!

We have been eagerly anticipating the debut of the new electronic version of Profiles Magazine and now it is here! This new web site will supplement the print edition of the magazine and will

provide new useful features not feasible with paper media. e-Profiles will provide you with 24x7, worldwide access to key information previously available exclusively in the print version. "Tips & Tricks," a popular feature pioneered by Pro/USER, has also moved to the web and will be expanded as the site matures.

Please take a few minutes to check out this new web site. We don't think you will be disappointed.

<http://profilesmagazine.com/>

[Back To Top](#)

Upcoming Events & Training Class Schedules

Upcoming, 2008 Your local Pro/Engineer User Groups
<http://www.ptcuser.org/rugs/>

June 7 – 10, 2009 Orlando, FL USA
PTC/USER World Event
<http://www.ptcuser.org/>

Events

Our seminars and conferences seek to provide you with relevant information regarding product development trends in your industry as well as innovative software learning experiences. Think of them as a constructive day off where you can share experiences and swap ideas with your peers.

If you can't manage to get away, we'll bring it to you. Check back often for regularly scheduled live webcast events.

[You're Invited to Attend...](#)

Please visit the [PTC Education Services](#) website for the latest training information including course descriptions, schedules, locations, and pricing.

- Attend a course at any PTC Center and receive a **free** copy of Pro/ENGINEER Wildfire Student Edition!

<http://www.ptc.com/services/edserv/index.htm>

Live Instructor-Lead Virtual PTC Training Courses

Virtual Classrooms provide interactive learning with a trained PTC instructor in convenient and manageable sessions that last approximately 4 hours over a series of days. It's easy to join a class right from your desk using a phone or voice-over IP technology.

Sessions are performed just like a traditional ILT (including interactive exercises where you and the instructor can work on lab exercises together) and feature some of our most popular ILT courses. These sessions cover the exact same material as the traditional ILT in-center courses. Also look for some of our most frequently requested mini-topics delivered in the same format that are only an hour - two hours in duration.

If you have any questions about these sessions or would like to see getting other courses, not on this list, on the schedule please feel free to contact me for more details. They are a great way to bring training to you without you having to worry about location or being out from work for long stretches.

You can register for these sessions just as you would for any normal ILT class either by:

1. calling order admin at <http://www.ptc.com/services/edserv/training/registra.htm> or
2. you can go to PTC University directly at <http://www.ptc.com/learning> and submit a registration request directly. All you have to do is search the catalog by typing in “virtual” in the search field and you will see a listing.

PTC

Note: This PTC E-Newsletter will continue to be used for the following:

- 1) Inform you on events related to PTC products (user groups, conferences, training schedules, etc.)
- 2) Educate you on solutions that are available at PTC
- 3) Tips & Techniques using PTC Products

Note: These messages are compiled in the local PTC office and will be distributed via e-mail.

[Back To Top](#)