



PTC Product Focus: A) [Advanced Rendering Extension \(ARX\)](#)

B) [Windchill Webparts](#)

Tips of the Month: A) [Belt Features in Mechanism Design](#)

B) [Windchill Workgroup Manager Auto Attachment of Secondary Content](#)

Announcements: [Most Recent Announcements](#)

Upcoming Events & Training Schedule: [Events & Training Schedule](#)

## PTC Product Focus

### Advanced Rendering Extension

[Click Here To View](#)

[Back To Top](#)

## PTC Product Focus

### Windchill Webparts

SharePoint, as a collection of technologies, is not intended to replace a full file server or to be a single use solution. Instead, it is more geared to play various roles in the business and enterprise environment. Enabling your SharePoint portal to extend access and transparency into product development is easier than you may think. PTC offers a Windchill Webparts solution that presents Windchill information in the increasingly familiar SharePoint browser. Product Development players can easily retrieve key product information using search and view capabilities. Providing access to PLM managed content through a webpart is perfect for building cross-application dashboards to empower effective decision and to seamlessly access and edit documents regardless of their location.

#### Features & Benefits

- Robust integration between a best-in-class PLM solution (Windchill) and the ubiquitous SharePoint environment enables fast, easy data access and sharing
- By leveraging your existing SharePoint infrastructure, you can proliferate product information more broadly to both casual users and extended product development teams

- Faster, easier access to critical data enhances worker productivity and decision-making, thereby accelerating and improving the product development process

## Windchill Webparts for SharePoint User Interface

Team Site > 8443

---

**Windchill Search**

Search for items containing  Filter Active

	Number	Name	Version	Last Modified	State	Context Name
	0000000047	Gate review minutes	A.5	2009-04-22 11:18:15 EDT	In Work	FAD
	00021	Change material to accomodate thermal stress requirements	A.1	2009-04-21 20:58:07 EDT	Under Review	FAD
	00022	Change gear pitch to accomodate reuse	A.1	2009-04-21 21:05:01 EDT	Open	FAD
	BEARING12.PRT	bearing12.prt	A.1	2009-03-31 18:32:09 EDT	In Work	FAD
	MA000123.ASM	ma000123.asm	A.2	2009-04-02 09:49:00 EDT	In Work	FAD

[See All](#)

---

**Windchill Assignments**

	Name	Subject of Assignment	Due Date	Done
	Review Document	Gate Review Meeting Minutes	2009-04-27 00:00:00 EDT	
	Review Document	20ft_iso_open.prt	2009-04-29 00:00:00 EDT	
	Submit Change Request	Change gear pitch to accomodate reuse	2009-04-28 00:00:00 EDT	
	Track Review	20ft_iso_open.prt	2009-04-29 00:00:00 EDT	

---

**Announcements**

**Gate Review Wednesday** 4/21/2009 8:34 PM  
 by demo  
 Please make sure you get all your deliverables complete by Monday. If you have outstanding deliverables, you should have an associated Windchill task for it.

[Add new announcement](#)

---

**Windchill Search - Changes in FAD Library**

Search for items containing  Filter Active

	Number	Name	Version	Last Modified	State	Context Name
	00021	Change material to accomodate thermal stress requirements	A.1	2009-04-21 20:58:07 EDT	Under Review	FAD

[Back To Top](#)

## Tips of the Month

### Belt Features in Mechanism Design

[Click Here To View](#)

[Back To Top](#)

## Tips of the Month

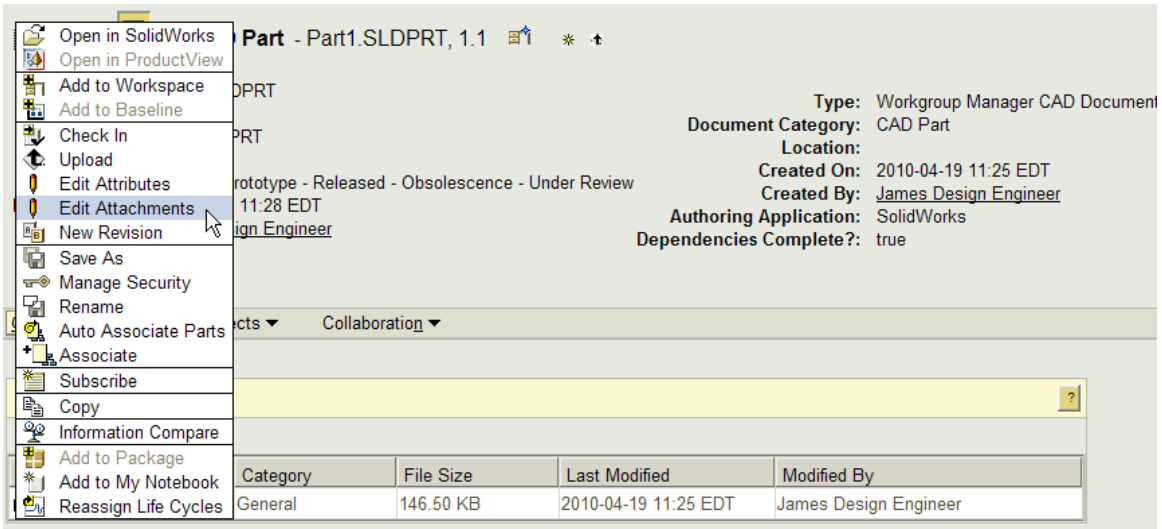
### Windchill Workgroup Manager Auto Attachment of Secondary Content

The primary content of a CAD document is a CAD model file; however, Windchill allows you to attach other file types as secondary content. For CAD models or drawings, secondary content might include IGES, STEP, DXF, JPF, or other output types. When considering how to manage neutral file formats in Windchill, treating them as secondary content is a natural choice as there are many capabilities to streamline the process of associating them to their primary counterparts and placing them in the PDMLink server.

In addition, you can specify which file types should be considered outdated, and which should be automatically downloaded with a download of the primary content, as the CAD document moves through the stages (iterations, revisions, life cycle states, and so forth) of development. Here are a few tips on configuring Windchill Workgroup Manager auto attachment to get you started.

#### The Basics

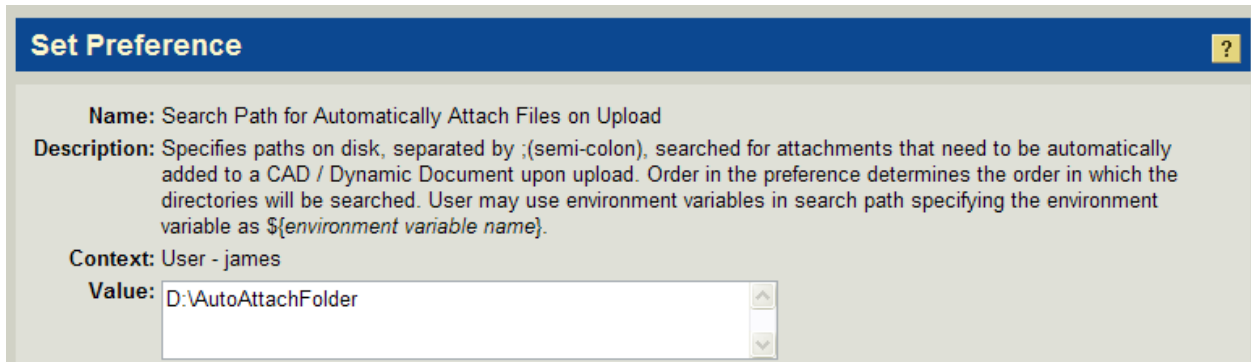
To manually attach a file as secondary content, we save a neutral file format copy of the design within the cad application to our workspace. From the details page for the primary design in the workspace, we can attach that neutral file as secondary content to the primary design object. Associated secondary content can then be viewed through the Attachments report available from the General drop down on primary objects details page.



## Configuring Auto Attach on Upload

An alternative to the procedure above and a way to automate the process in the Windchill Workgroup Manager (note: this applies to the 3<sup>rd</sup> party workgroup manager, the Pro/E workgroup manager has it's own config.pro setting) is to turn on the auto attach feature available in Windchill 9.1. The Auto Attach capability can be turned on by setting a local directory file folder to be checked for secondary content during upload and setting up an attachment filter to selectively choose what file types will be uploaded from that folder. These settings can be made in the wgm.ini file or in the Preference Manager.





To setup auto attach using the preference manager, we first create a local windows folder to be searched by Windchill for secondary content. Then, we copy and paste this folder path into the preference value for the “Search Path for Automatically Attach Files on Upload” preference.



Next we set the preference for our auto attach filter. The Upload CAD/Dynamic Document and Attachment Filter preference accepts value for Design file extension, Attachment file extension, and content category. From this triplet of information, Windchill knows which files to associate and an appropriate category will be assigned.

Application	Filter	Description
Upload CAD / Dynamic Document and Attachment Filter		Allows configuring the content that is uploaded as additional content of a model.
CATIA V5	*.CATProduct;*.CATProcess;MANUFACTURING;*.CATPart;*	
SolidWorks	*.SLDPRT;*.IGS;PACKAGE	

Now, when this user performs an upload action, relevant secondary content will be attached automatically from their local file folder. Note the download automatically column below. A value of Yes means that this IGES file will be downloaded with the primary content when a user adds it to his or her workspace.

Attachments Table (1 objects) 							
	File Name	Status	Download Automatically	Category	File Size	Last Modified	Modified By
	knpart.IGS	 Current	Yes	Package	30.19 KB	2010-04-19 11:15 EDT	James Design E ...

[Back To Top](#)

## Announcements

### PTC Tips & Techniques Newsletter Archives

Did you miss an issue? Can't find that awesome technique you read about? Fear not, you can click on the link below and go through our Customer PTC E-Newsletter archives.

[Customer Care Zone](#)

### PTC Tips & Techniques Webcasts: Work Smarter. Not Harder.

Click below to see regularly scheduled Tips & Techniques technical Webcasts that are designed to provide you with the most popular time-saving tricks that Pro/ENGINEER users of all skill levels will find useful. Get more out of your maintenance dollars!

[Tips & Techniques: Work Smarter Not Harder!](#)

### Special Hardware offers for PTC Customers

- <http://www.hp.com/go/ptc>
- <http://www.hp.com/go/ptcworkstation>

### PTC Sponsored Events

- <http://www.ptc.com/company/news/events/index.htm>

Explore what is new with the Pro/ENGINEER Wildfire family!

<http://www.ptc.com/go/showcase>

Connect with PTC using the latest Social Networking resources:



Also visit <http://social-product-development.blogspot.com/>

### **E-PROFILES IS HERE!!**

We have been eagerly anticipating the debut of the new electronic version of Profiles Magazine and now it is here! This new web site will supplement the print edition of the magazine and will provide new useful features not feasible with paper media. e-Profiles will provide you with 24x7, worldwide access to key information previously available exclusively in the print version. "Tips & Tricks," a popular feature pioneered by Pro/USER, has also moved to the web and will be expanded as the site matures.

Please take a few minutes to check out this new web site. We don't think you will be disappointed.

<http://profilesmagazine.com/>



---

[Back To Top](#)

## Upcoming Events & Training Class Schedules

Upcoming, 2010                      Your local Pro/Engineer User Groups  
<http://www.ptcuser.org/rugs/>

June 6 – 9, 2010                      Orlando, FL USA  
PTC/USER World Event  
<http://www.ptcuser.org/>

### Events

Our seminars and conferences seek to provide you with relevant information regarding product development trends in your industry as well as innovative software learning experiences. Think of them as a constructive day off where you can share experiences and swap ideas with your peers.

If you can't manage to get away, we'll bring it to you. Check back often for regularly scheduled live webcast events.

[You're Invited to Attend...](#)

Please visit the [PTC Education Services](#) website for the latest training information including course descriptions, schedules, locations, and pricing.

- Attend a course at any PTC Center and receive a **free** copy of Pro/ENGINEER Wildfire Student Edition!

<http://www.ptc.com/services/edserv/index.htm>

### Live Instructor-Lead Virtual PTC Training Courses

Virtual Classrooms provide interactive learning with a trained PTC instructor in convenient and manageable sessions that last approximately 4 hours over a series of days. It's easy to join a class right from your desk using a phone or voice-over IP technology.

Sessions are performed just like a traditional ILT (including interactive exercises where you and the instructor can work on lab exercises together) and feature some of our most popular ILT courses. These sessions cover the exact same material as the traditional ILT in-center courses. Also look for some of our most frequently requested mini-topics delivered in the same format that are only an hour - two hours in duration.

If you have any questions about these sessions or would like to see getting other courses, not on this list, on the schedule please feel free to contact me for more details. They are a great way to bring training to you without you having to worry about location or being out from work for long stretches.



You can register for these sessions just as you would for any normal ILT class either by:

1. calling order admin at <http://www.ptc.com/services/edserv/training/registra.htm> or
2. you can go to PTC University directly at <http://www.ptc.com/learning> and submit a registration request directly. All you have to do is search the catalog by typing in “virtual” in the search field and you will see a listing.

## PTC

**Note:** This PTC E-Newsletter will continue to be used for the following:

- 1) Inform you on events related to PTC products (user groups, conferences, training schedules, etc.)
- 2) Educate you on solutions that are available at PTC
- 3) Tips & Techniques using PTC Products

**Note:** These messages are compiled in the local PTC office and will be distributed via e-mail.

[Back To Top](#)